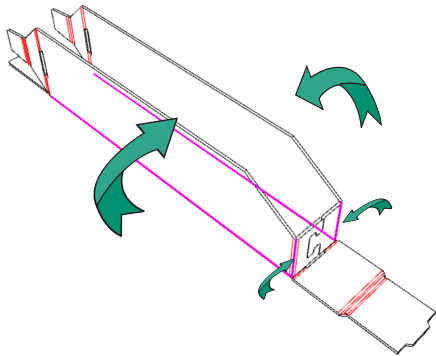
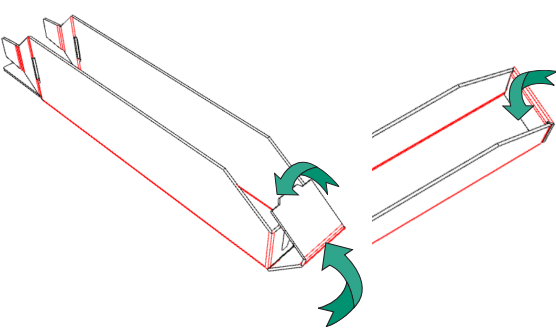


Bone & Milk Tray  
Assembly instructions

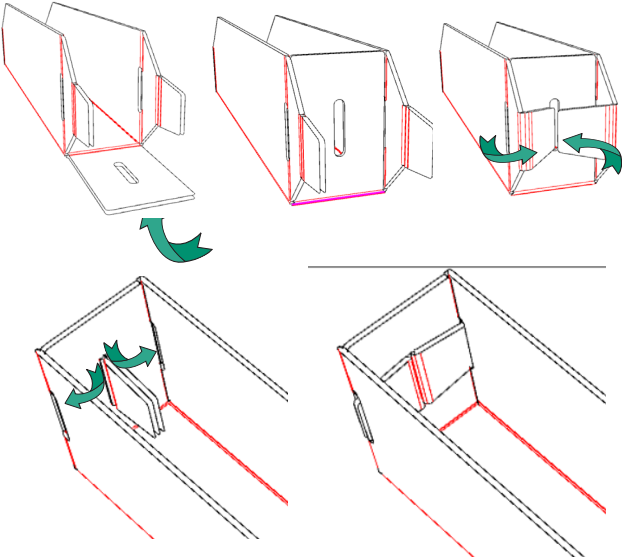
Step 1



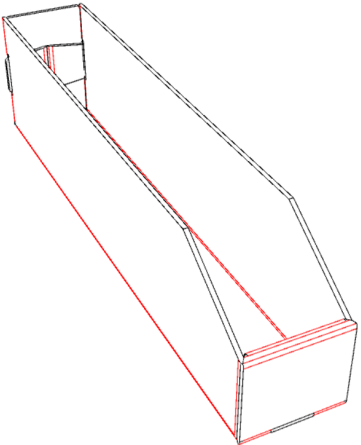
Step 2



Step 3



Step 4



Step 1: Fold Sides 90 degrees and Fold Front Side flaps 90 degrees. Lock jigsaw like tabs together. Fold Front Double Rollover 90degrees.

Step 2: Fold Double Score 90 degrees over the front side flaps and lock into slot at bottom of tray as indicated above.

Step 3: Fold Back Panel 90 degrees . Then Fold both Left and Right side flaps into back panel slots as shown above. Once you have both flaps inserted you can lock the end panels into the slots on the side panels.

Step 4: Complete Assembled Tray

May 21st, 2025

CONFIDENTIAL  
This drawing comprises the proprietary information and property of Moyy. As such, the unauthorized use and/or reproduction is strictly prohibited.  
The company's patent, copyright, trade secret, trademark and/or trade dress rights are subject to strict enforcement. © Moyy 2023

